


Converting a Spa from Lithium Chlorine or Bromine to Peroxsil.



<http://poolpoppits.com.au/>

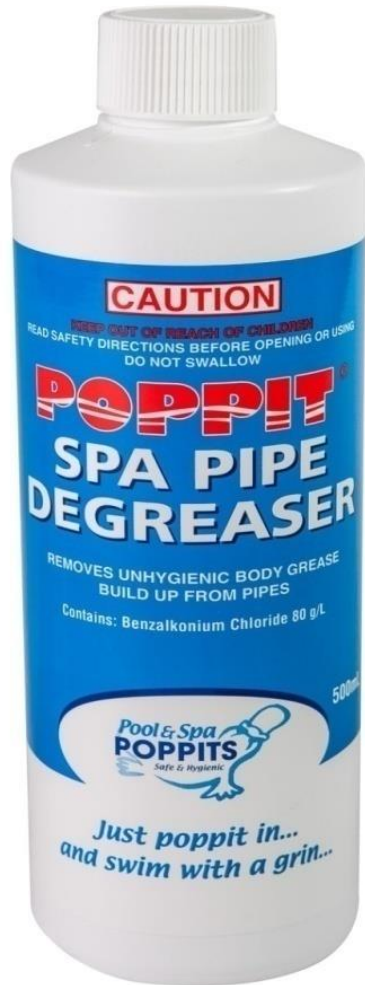


Converting a Spa from Lithium Chlorine or Bromine to Peroxsil.

Remove filter cartridge & clean with Poppit Filter Cartridge Cleaner as per the label instructions.

Do not reinstall filter cartridge at this point. (Just hosing cartridge alone will not clean the filter). It is important to rinse the filter cartridges thoroughly after soaking in Poppit Filter Cartridge Cleaner

- ▶ Do not replace filter cartridge at this point.



Converting a Spa from Lithium Chlorine or Bromine to Peroxsil

Add 50ml of Poppit Spa Pipe Degreaser per 1000 litres of spa water. Turn jets and filters on & run for approximately **60-90 minutes** (to flush the spa pipes clean), after turning pump & jets off, dump water completely. Turn blowers on for 20 seconds then off - repeat each 30 minutes.

****Caution:** if spa is in-ground, dump only $\frac{3}{4}$ of the spa water (that is, always leave $\frac{1}{4}$ of the water in the bottom of the spa) this will prevent the spa from popping out of the ground.

Wearing rubber gloves, put some **Poppit Spa Pipe Degreaser** on a damp cloth & wipe the inside shell of the spa & the underside of the spa cover & wipe under and around head covers and jets. Rinse spa thoroughly.



Converting a Spa from Lithium Chlorine or Bromine to Peroxsil

When spa is clean and totally drained, refill spa with fresh water.

Heat spa water to desired temperature (generally between 26-36 degrees C)

Reinstall filter cartridges to spa.

To clear water of any organic or inorganic matter, add **Poppit Quick Fix** at the rate of 60grams per 1000 litre of spa water.

Run filter for 4 hours with cover off (This will ensure that the **Poppit Quick Fix** is totally gone).

Converting a Spa from Lithium Chlorine or Bromine to Peroxsil



Pool & Spa POPPITS
Safe & Effective

Start Up Procedures for Pools & Spas

Like most things in life – the better you start the easier things go. That is why we want you to follow these simple steps. Should you have any doubts or concerns, please feel welcome to contact our team on 1800 648 959.

STEP 1 HEAT AND READ
(DETERMINING WHAT CHEMICALS NEED TO BE ADDED)

Preheat water in spa to at least 26 degrees then, using the POPPIT SANOSIL test strip (swirl 3 times and line up with colour indicators on test vial) check and record pH and alkalinity. It is important to make the reading within 30 seconds for it to be accurate.

STEP 2 BALANCE WATER
(ADJUSTING THE PH & TOTAL ALKALINITY WITH POPPIT ONE-STEP WATER PREP)

Based on the reading on the strip you can determine how much of the POPPIT ONE STEP WATER PREP to add. See the chart below for how much to add. When adding Poppits One-Step Water Prep to spa water, pour it slowly into the spa with the jets turned off.

| pH | Alkalinity | ADD | Per 1000l | 1500l | 3000l | 5000l |
|-----|------------|-----|-----------|--------|--------|---------|
| LOW | 0-20ppm | > | 1000ml | 1500ml | 3000ml | 5000ml |
| LOW | 21-40ppm | > | 650ml | 975ml | 1950ml | 3250ml |
| 6.5 | 41-60ppm | > | 400ml | 600ml | 1200ml | 2,000ml |

Circulate water for 2 - 3 hours before moving to Step 3.

NOTE: Generally town water supply has some level of alkalinity whereas rain water (tank water) has none. Check levels again next day (please note, the strips read pH slightly lower than actual and so if reading for pH is at the lower end of the scale this is acceptable).

STEP 3 SANITISE YOUR SPA
(ADDING POPPIT SANOSIL POOL & SPA SANITISER)


For Spas up to 3000 litres add 300ml/1000 litres and circulate for 30 minutes. For Swim Spas add 200ml/1000 litres and circulate for 60minutes.

Your spa is now ready to use

www.poolpoppits.com.au

Check pH, alkalinity levels using

Peroxisil Test Strips →



- ✓ pH should be 7.2 - 7.6
- ✓ alkalinity should be around 80-120ppm
- ✓ Hardness should be around 50-100ppm



➤ Use **Poppit One Step Water Prep** to set levels, directions on start up cards or PowerPoint presentation



Converting a Spa from Lithium Chlorine or Bromine to Peroxsil

If pH readings are high use **Poppit pH Reducer** to reduce pH levels as directed on container



Calcium levels should be 100ppm, if low this can be increased using **Poppit Cal Hardener** as directed on container



<http://poolpoppits.com.au/>



Converting a Spa from Lithium Chlorine or Bromine to Peroxsil

Add **Peroxsil Sanitiser** at the rate of 380 mls per 1000 litres of water.

Your spa is now ready for
your enjoyment.

**Maintenance and start up information please follow:

- Start Up and Maintenance cards
- PowerPoint presentation
- Videos

<http://poolpoppits.com.au/>



Converting a Spa from Lithium Chlorine or Bromine to Peroxsil

COST COMPARISON \$pw

